

*Chelveston-cum-Caldecott
Parish Council*

Village Appraisal Results 2002

CO-ORDINATOR

Adrian Dale
21 Water Lane
Chelveston
Wellingborough
Northants
NN9 6AP
(01933) 622624



2002 Appraisal Results Summary

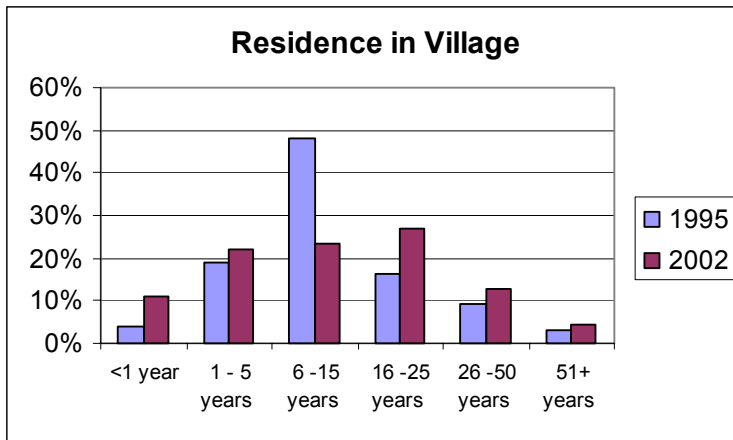
1. Introduction

The appraisal was distributed during October 2002 to 167 homes in the village. Eight of these properties were empty at the time and responses were received from 119 of the other households. This represents 75% of the village and is therefore a fair representation of the views of the village. This turnout is slightly lower than the 83% turnout in 1995, when the appraisal was conducted in response to an outline planning application for 40 new houses in the Village.

The complete results are available in their raw form to allow the village residents to draw their own conclusions but a summary is presented below.

2. Summary of Results

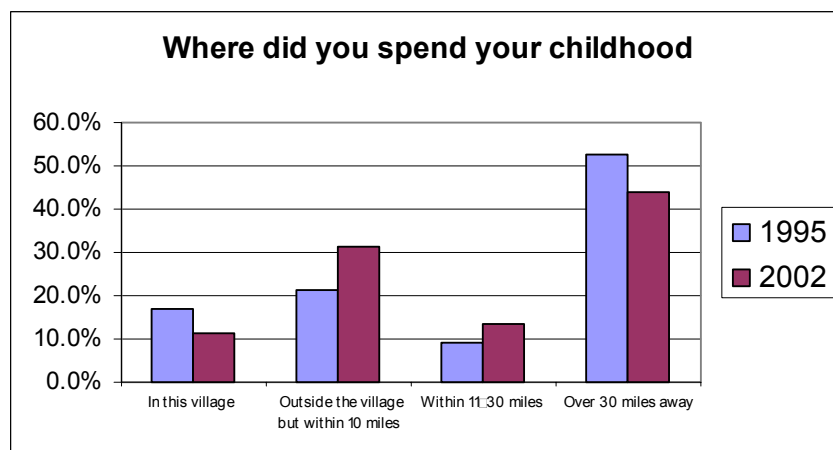
2.1 Profile of Village Residents



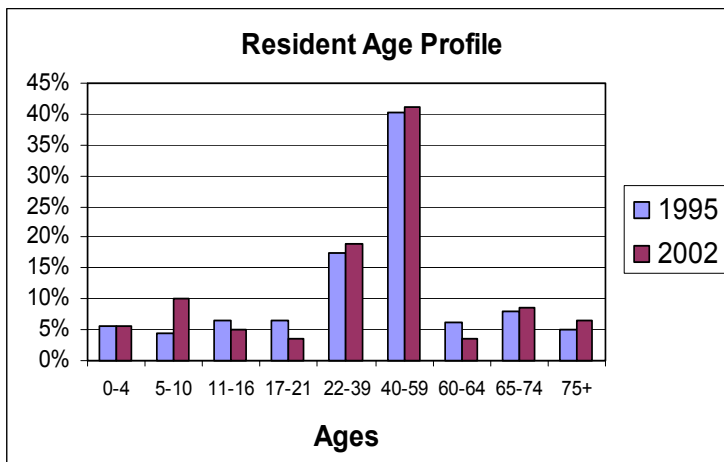
There has been a notable shift in the residence profile since the last appraisal. Over 30% of the households are new to the village within the last 5 years in spite of house prices having trebled in that period. 44% of households have been resident in the Village for 16 years or more and the majority of these have no plans to move.

Indeed, 84% of the residents now have no plans to move from the village. This is a significant increase on the 71% who planned to stay in 1995.

The origin or roots of adult residents has changed since 1995. More of the residents have local roots moving to the village because of family in the area. This may be a contributory factor to the increase in the numbers of residents who wish to stay in the village



for at least the next 5 years. The decrease in the numbers of people born in the village mainly reflects the older teenagers who have left since 1995.



The age profile of the village is very similar to 1995. Most residents in the age bracket of 40+ have no desire to move elsewhere. If their sentiment remains unchanged, then well over 50% of the population in the village will be retired in 10-15 years time assuming current trends continue. This trend will have a significant impact on the amenities required by the

village to meet the needs of a population with more leisure time.

There has been a small increase in the number of school age children – around 10 in total. However, the numbers of children at an age where they want to play out alone on the streets has doubled. Many households including those without children are now requesting improved play facilities so that these children no longer have to play on the roads at significant risk.

2.2 Transport and Highways Issues

Numbers of Vehicles

It is clear from the results that Chelveston-cum-Caldecott is still not a commuter village with over 50% of residents working within a 10 mile radius and a further 30% working within 30 miles. There has been a slight increase in long distance commuting reflecting national trends. With the absence of effective public transport in the village, there is still a heavy reliance on personal transport with 95% of residents entitled to drive having access to some form of motorised transport. In 1995 the figure was 89%.

Virtually all houses with more than one occupant have more than one car and this is a problem where insufficient off road parking is available. As a result 15% of people now park their cars on the road a slight increase from 11.5% in 1995. An important consideration for any future housing built in the village is therefore that two or three off road parking spaces should be included in the plans.

Traffic Danger Spots and Traffic Calming

69% of residents still believe that there are major danger spots on the roads of the village, the same percentage as in 1995. However, residents were much more specific on the problem areas.

21% of residents complained about Water Lane and the speed of traffic using Water Lane and Sawyers Crescent as a rat run through the village to Raunds. The bottom of Sawyers Crescent and Duchy Close were noted as particularly dangerous.

21% of residents were also concerned about traffic speeds at the centre of the village by the pub with the entrances to Cornerhouse Cottages and Disbrowe Court being particular problems. Crossing the Raunds Road and High Street were also noted as dangerous. Crossing to the pub from Foot Lane was a big concern as was the crossing to the village hall where traffic comes round the B645 bend too quickly in spite of the

30mph zone.

62% of residents would now like to see traffic speed restrictions introduced in the village.

This is a significant increase on the 1995 result. There was strong support for traffic calming at all the entrances of the villages including those in Caldecott and at the ford end of Water Lane.

Given that Water Lane is the major place that children congregate in the village to play, many residents also requested that Water Lane should become a 20mph zone from the Hall Farm House bend up to the High Street junction. There was also a strong view that the 30mph zone should start from the B645 and not from the ford.

In Caldecott, some residents went as far as requesting a 15mph zone given the recent accident and six near misses on the blind bend. The existing Caldecott 30mph signs seem to be ineffective at slowing down traffic and there were suggestions that they should be moved further outside the village towards the airbase and right down Bidwell Lane to the B645.

There was great frustration that the existing 30mph zones are not being enforced by the police and a demand for cameras, flashing warning signs and physical road narrowing. There is no doubt that traffic problems are the number one concern in the village and the Parish Council will now be developing a detailed integrated traffic plan to cover the whole village.

Overall, 80% of residents are satisfied with both road maintenance and road cleaning a significant improvement on 1995. Since 1995, this has been an area of focus for the Parish Council. The Parish Highways Representative has maintained very close links with the County Council Highways department, reporting all problems as soon as they occur. However, in the last year this service has been privatised by the County Council and there has been a notable decrease in service. Our concerns have been flagged at senior levels in the Highways Department and are now being addressed with the re-appointment of a Highways Technician for the village.

In 1995, HGV traffic was perceived as a problem by 54% of residents. In 2002 36% of residents are still concerned about HGV traffic, most of these being in Caldecott and on the Raunds Road/High Street. However, 48% of residents now perceive there to be no problem with HGV traffic a figure that should improve still further when the Rushden/Higham by pass is completed and the Bedford to Raunds route changes.

Street Lighting

In 1995 41% of residents were unhappy with street lighting. 54% of residents wanted more street lighting installed and 26% did not. A major installation programme was therefore undertaken and we now have 42 lamps, one for every four houses. The Parish Council is responsible for the maintenance and running costs of these lamps.

In 2002, 20% of residents were still unhappy with street lighting, a big decrease. None the less, 34% of residents would still like to see further lighting installed particularly by Hillside garages and on the Higham Road going up to the Village Hall. Improvements in Caldecott and at the ford end of Water Lane were also requested. However, 40% of residents are against any further expenditure on street lighting so these requests will need to be considered very carefully in view of the additional running costs.

2.3 Views on Amenities and Services

Community Shop

As in 1995, support for a community shop is very strong with over 90% of residents saying that they would use it often or occasionally. This was especially true of the younger residents who responded. The location of such a shop would be important to ensure that it attracted passing trade as would the opening hours which would need to suit the modern "convenience" lifestyle.

Police Coverage

Less than 25% of residents are satisfied with Police coverage in the village a drop of 4% on 1995. Several residents commented that they had never seen officers in the village. Some speculated that this was probably because the police were focusing on petty motoring offences outside the village.

Verge Maintenance

In 1995 56% of residents were unhappy with the standards of verge maintenance in the village. A new grass cutting contract has been implemented and in spite of some early teething problems, 50% of the village are now satisfied with this service and another 30% rated the service as "Good". However, 18% of residents remain unhappy and so clearly there is still some improvement work to be done.

Refuse Collection and Litter Bins

In 1995, only 5% of the residents were unhappy with refuse collection but 64% were unhappy with litter bin provision. In 2002, only 4% were unhappy with refuse collection and 28% of residents felt that litter bin provision could be improved. This is a significant improvement following the installation of 3 new litter bins. However, there is clearly an opportunity for further improvements.

Evening Classes, Sports Centres, Children's Facilities

Significantly fewer people attend evening classes than in 1995 and fewer residents attended the local sports centres, against national trends. However, there was a significant increase in the use of facilities outside the village for children. This increase correlated with increased requests from residents for a children's play area in the village. Interestingly, many of these requests were from residents without children, all keen to see the children off the roads. Children's play areas are very expensive to build and maintain so an in depth public debate will be needed on this.

Public Footpaths

Footpath provision in the village was considered important with over 50% of residents using the public footpaths at least monthly, a small increase on 1995. There were fewer complaints about obstacles but several residents requested that the Parish Council provide detailed maps of local paths. 45% of respondents want more money spent on footpath or pavement provision. This is a slight decrease on the 1995 result, with paths to Higham and Raunds being requested together with a village "circular" walk via the Bidwell turn on the B645. There were also several requests for a path to connect the village hall with the ford end of Water Lane.

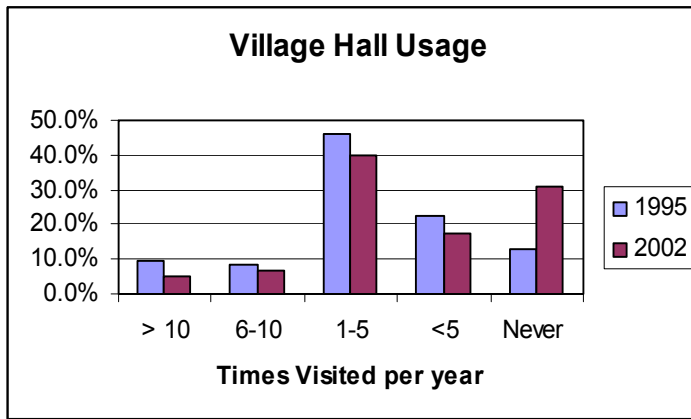
The Church

Only 39% of the village now attend a place of worship on a regular or occasional basis

although not necessarily the village church. This is a drop of 12% on 1995. However, the majority of even those not attending a place of worship consider that the village church is important as a historic monument or community facility.

A small percentage of residents would like to see changes in the church with the introduction of Sunday School and family services.

The Village Hall



There has been a significant shift in the usage of the village hall since 1995. Only 12% of residents use the village hall regularly (more than 5 times a year) against 18% in 1995.

Furthermore, 31% of residents never use the hall at all against 13% in 1995.

For some, this reflects the poor facilities available. 18% of residents now feel that the

village hall is not adequate for the needs of the village with many suggesting that it needs to be modernised, enlarged and decorated. Poor parking was also cited as a particular problem. Several respondents suggested that a modern purpose built facility with adequate parking was necessary, more in the centre of Chelveston.

None the less, this dissatisfaction needs to be set against the 61% of residents who believe the facilities to be adequate. However, it must be noted that a large number of these satisfied residents never use the hall and that most of the occasional users are dissatisfied.

This is certainly an issue that needs to be debated as the repair and maintenance costs for the existing village hall will increase significantly over the coming years. Many residents were concerned about a loss of community spirit in the village and the need for more events to encourage participation.

The Pub

With the closure of the Social Club, 20% of residents are now regulars in the pub with another 50% claiming to be occasional visitors. These are slight increases on 1995. With 70% of residents as clients, this amenity is effectively the centre of the village social life.

2.4 Housing and the Environment

69% of the village now believe that the number of houses built in the last 10 years is "about right" and 17% "too much". In 1995 the corresponding figures were 55% "about right" and 17% "too much". This change might reflect the 30% new residents who have moved into the village since the last appraisal, many of these occupying the new housing that has been built.

Strong views were also expressed about the level of change which would be acceptable in the village. 39% of residents want no change at all to the village. In 1995 this figure was 23%. In 1995 72% of residents were looking for improved amenities in the Village. This has now dropped to 57% with many residents commenting that improved amenities

would require expansion of the village, something they didn't want.

Only 5% of residents would accept housing developments of more than 10 houses, a slight increase on 1995. 21% of the residents would support small developments of less than 10 houses in agreed areas.

2.5 Publicity and Village Information

83% of the residents are now satisfied with the level of village information against 68% in 1995. 13% of residents are still unhappy with the level of information but most of these never look at the two village notice boards. The Parish Council Newsletter is well received but several residents requested that it be published more than the current twice a year.

There was a general view of 43% of the residents that planning applications should have more publicity in the village to allow informed debate. This is clearly an area of improvement for the Parish Council. Currently, each application received is discussed with the residents immediately affected. However, wider publicity on the notice boards needs to be considered in the light of this feedback.

2.6 Parish Council Expenditure

46% of residents would be prepared to pay a slightly higher level of Council tax to fund additional expenditure in the village. This is an increase from 36% in 1995. However, there were comments from several residents that they had no idea what was currently spent and so had no opinion.

The current level of expenditure in the villages averages £30 per household. This funds street lighting, grass cutting and any minor development works such as seating, notice boards and bulb/tree planting. Around £1 per household is currently spent on community projects such as the Citizens Advice Bureau and supporting the annual village bonfire.

As in 1995, 60% residents believe that more money should be spent by the Parish Council on additional traffic calming measures. 45% of residents would also support additional expenditure on footpaths around the village. There is now much less support (around 20%) for further expenditure on bulb planting and rubbish bins, following the expenditure after the last appraisal in 1995.

2.7 Conclusions

The appraisal has again been well supported by residents with many taking additional time to give detailed comments on issues that they perceive to be important. These comments are all included at the end of the detailed results.

It is very clear from the appraisal that all of the areas addressed by the Parish Council after the last appraisal have been well received. It is also clear that with the exception of refuse collection, the services under the direct control of the Village are generally better received than those managed by the District or County Councils.

The Parish Council will be holding a public meeting on Monday 2nd December 2002 at 7:30pm in the Village Hall to discuss the results of the appraisal and to make plans for 2003. This is a very important meeting as the Parish Council will be setting the level of its Council Tax for 2003/2004 in the first meeting of January 2003.

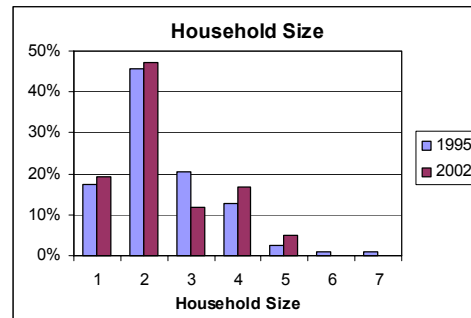
CHELVESTON-CUM-CALDECOTT 2002 VILLAGE APPRAISAL RESULTS

PART 1 HOUSEHOLD

	2002	1995	
Number of returned appraisals	119	75%	127
		83%	

Number of people including children normally living in the household?

People	1	2	3	4	5
2002	23	56	14	20	6
	19%	47%	12%	17%	5%
1995	22	58	26	16	3
	17%	46%	20%	13%	2%



Number of people in your household in each age group

2002 Appraisal

Age	0-4	5-10	11-16	17-21	22-39	40-59	60-64	65-74	75+	Total
Male	8	16	5	4	27	58	6	13	11	146
Female	8	12	9	6	26	56	4	11	7	136

1995 Appraisal

Age	0-4	5-10	11-16	17-21	22-39	40-59	60-64	65-74	75+	Total
Male	9	7	6	9	23	65	12	12	10	153
Female	8	7	14	11	31	60	7	13	6	157

HOUSING

B1 How long has your household lived at this address?

- 1) Less than a year
- 2) 1 - 5 years
- 3) 6 -15 years
- 4) 16 -25 years
- 5) 26 -50 years
- 6) 51+ years

	2002		1995	
1)	13	11%	5	4%
2)	26	22%	24	19%
3)	28	24%	61	48%
4)	32	27%	21	17%
5)	15	13%	12	9%
6)	5	4%	4	3%

B2 What type of dwelling is this?

- 1) House
- 2) Bungalow
- 3) Flat / Maisonette
- 4) Bedsit
- 5) Mobile Home
- 6) Other (please state)

2002		1995	
104	87%	106	83%
9	8%	16	13%
4	3%	3	2%
0	0%	0	0%
0	0%	0	0%
2	2%	2	2%

B3 How many bedrooms does your dwelling have?

- 1) 1
- 2) 2
- 3) 3
- 4) 4
- 5) 5
- 6) 6

2002		1995	
3	3%	4	3%
29	24%	26	20%
45	38%	54	43%
29	24%	32	25%
12	10%	10	8%
1	1%	1	1%

B4 When was this dwelling built (approximately)?

- 1) Pre 1900
- 2) 1901-1930
- 3) 1931-1950
- 4) 1951-1970
- 5) 1971-1980
- 6) 1981-1990
- 7) 1991+

2002		1995	
28	24%	34	27%
9	8%	12	9%
11	9%	8	6%
18	15%	16	13%
24	20%	28	22%
22	18%	25	20%
7	6%	3	2%

B5 How many people from your household have left the village in the last 5 years?**B6 How many left because of lack of suitable employment in or near the village?****B7 How many left because of a lack of suitable housing in the village?****B8 If given the chance how many do you think would like to return?**

2002	1995
14	50
3	11
3	7
4	14

B9 Type of dwelling

- 1) Private rented
- 2) District Council rented
- 3) Owner occupied
- 4) Shared equity
- 5) Tied by virtue of employment
- 6) Other (please specify)

2002		1995	
5	4%	9	7%
12	10%	14	11%
97	82%	102	78%
0	0%	0	0%
4	3%	4	3%
1	1%	1	1%

EDUCATION

D1 If any of your children are unable to take part in after school activities, please give the reasons why:

- 1) No school age children or Not a problem
- 2) No public transport available
- 3) Distance between home and school
- 4) Road safety hazards
- 5) Other (please specify)

	2002	1995
	108	103
	5	10
	4	8
	1	7
	1	1

TRANSPORT AND HIGHWAYS

J1 How many motorised vehicles are there in your household (including cars, lorries, vans and motor cycles)?

Vehicles as a percentage of population entitled to drive

	2002	1995
	220	231
	94%	89%

J2 How many parking spaces does this dwelling have? (including garaged and off-road spaces)

	2002	1995
	409	549

The large parking space figure for 1995 is distorted by some very large numbers reported by the farms during the last appraisal.

END OF PART 1

PART 2 PERSONAL

In this section the results for each member of the household over 11 years of age have been totalled for each question.

PEOPLE

A3 Where did you spend your childhood?

- 1) In this village
- 2) Outside the village but within 10 miles
- 3) Within 11-30 miles
- 4) Over 30 miles away

2002		1995	
26	11%	47	17%
73	31%	59	21%
32	14%	25	9%
103	44%	145	53%

HOUSING

B1 What do you think about the number of houses that have been built in the village over the last 10 years?

- 1) About right
- 2) Too much new housing
- 3) Too little new housing
- 4) No opinion

2002		1995	
160	68%	149	55%
20	9%	45	16%
24	10%	30	11%
30	13%	49	18%

B2 Do you wish to move from this dwelling within the next 5 years? If so, where to?

- 1) I don't wish to move
- 2) Move elsewhere in the village
- 3) Move within 10 miles of this village
- 4) Move over 10 miles away
- 5) I wish to move but have no preferences

2002		1995	
196	84%	189	71%
9	4%	3	1%
9	4%	15	6%
13	6%	38	14%
7	3%	22	8%

B3 What kind of housing do you think the village needs?

- 1) No housing is needed
- 2) Housing for young people
- 3) Large family housing
- 4) Housing for the elderly
- 5) Housing for local people
- 6) Housing for low income families
- 7) No opinion

2002		1995	
113	48%	126	47%
42	18%	50	19%
17	7%	21	8%
31	13%	22	8%
46	20%	39	15%
16	7%	19	7%
30	13%	55	21%

B4 Within the village do you think there is sufficient accommodation for senior citizens?

- 1) Yes
- 2) No
- 3) No Opinion

2002		1995	
105	45%	124	46%
49	21%	50	19%
80	34%	94	35%

B5 What type of housing development would be acceptable to you in the village?

- 1) None
- 2) Single dwellings in controlled locations
- 3) Small group(s) of less than 10 houses
- 4) Within agreed infill areas only
- 5) Conversion of redundant buildings
- 6) Larger groups, greater than 10 houses

2002		1995	
72	31%	71	26%
51	22%	47	18%
48	21%	41	15%
53	23%	50	19%
85	36%	78	29%
11	5%	10	4%

B6 Chelveston is a small, relatively quiet village away from main population centres. How would you like to see this change, if at all?

- 1) Not at all
- 2) No opinion
- 3) Better amenities but no expansion
- 4) Better amenities but limited expansion
- 5) Better amenities, significant expansion
- 6) Other views (please specify below)

2002		1995	
91	39%	63	23%
4	2%	10	4%
42	18%	103	38%
80	34%	77	28%
11	5%	16	7%
4	2%	1	0%

EMPLOYMENT**C1 Are you at present:**

- 1) Employee
- 2) Self-employed or run a business
- 3) Unemployed
- 4) In a government training scheme
- 5) In full-time education
- 6) Wholly retired
- 7) Un-waged housewife/husband
- 8) Permanently sick/disabled
- 9) Other (e.g voluntary work - please state)

2002		1995	
95	41%	113	42%
46	20%	44	16%
2	1%	3	1%
0	0%	4	1%
26	11%	26	10%
35	15%	47	17%
23	10%	26	10%
4	2%	7	2%
2	1%	2	1%

C2 If you earn a wage what is your main occupation?

- 1) Farming, Agriculture
- 2) Sales, Marketing, Retail
- 3) Manufacturing, Engineering
- 4) Construction, Repairs
- 5) Hotels, Catering, Leisure
- 6) Transport, Communications, Distribution
- 7) Education
- 8) Health and Welfare Services
- 9) Other (please specify below)

2002		1995	
12	9%	13	8%
28	20%	39	23%
26	19%	24	15%
14	10%	14	8%
0	0%	11	7%
15	11%	10	6%
15	11%	15	9%
13	9%	12	7%
18	13%	28	17%

C3 Where is your main place of work or study?

- 1) In this village
- 2) Outside the village but within 10 miles
- 3) Within 11-30 miles
- 4) Over 30 miles away

2002		1995	
20	14%	35	17%
6	4%	4	2%
53	36%	81	39%
43	29%	60	29%

EDUCATION

D1 Do you attend adult education or evening classes?

- 1) Yes
- 2) No

2002		1995	
21	9%	35	13%
213	91%	226	87%

LOCAL COUNTRYSIDE AND ENVIRONMENT

E1 Do you know where most of the public footpaths and bridleways are in the village?

- 1) Yes
- 2) No

2002		1995	
154	66%	177	63%
80	34%	93	37%

E2 How often do you use the public footpaths and bridleways of the village?

- 1) Daily
- 2) Weekly
- 3) Monthly
- 4) About twice a year
- 5) About once a year
- 6) Never

2002		1995	
28	12%	41	15%
56	24%	47	18%
33	14%	39	15%
38	16%	43	16%
11	5%	30	11%
66	28%	67	25%

E3 If never, what are the difficulties?

- 1) Farm Animals
- 2) No stiles or gates
- 3) Barbed wire
- 4) Mud or water
- 5) Crops in fields
- 6) Bushes or nettles
- 7) No signposts
- 8) Other (please specify below)

2002		1995	
4	4%	7	3%
8	8%	20	10%
6	6%	7	3%
9	9%	16	8%
27	28%	59	29%
13	13%	34	17%
21	21%	34	17%
10	10%	25	13%

HEALTH AND SOCIAL SERVICES

F1 Do you have any difficulty in getting to the following?

- 1) Hospital
- 2) Doctor
- 3) Chemist
- 4) Chiropodist
- 5) Optician
- 6) Dentist
- 7) Other medical facility

	2002			1995		
	Often	Some times	Never	Often	Some times	Never
1) Hospital	9	19	206	12	30	215
2) Doctor	11	16	207	12	31	216
3) Chemist	8	17	209	8	26	217
4) Chiropodist	3	1	230	5	9	213
5) Optician	6	6	222	6	18	220
6) Dentist	11	9	214	8	21	219
7) Other medical facility	5	3	224	6	15	206

F2	Have any of the following visited you in the village in the last 5 years?	2002			1995		
		Often	Some times	Never	Often	Some times	Never
1)	Doctor	5	26	203	3	64	194
2)	District nurse	2	16	216	2	12	232
3)	Health visitor	1	15	218	2	16	229
4)	Home help	4	1	229	3	1	240
5)	Ambulance	3	16	215	1	16	231
6)	Maternity care	1	9	224	4	6	232
7)	Chiropody	4	2	228	2	13	230
8)	Loan of medical equipment	0	8	226	0	7	237
9)	Meals on wheels	0	1	233	0	2	241

F3 How often would you be prepared to become involved in a good neighbour scheme (e.g. transport for appointments)?

	2002		1995	
1) Once a week	20	9%	13	5%
2) Once a month	14	6%	15	6%
3) Occasionally	111	47%	108	41%
4) Never	89	38%	126	48%

EMERGENCY, ENVIRONMENT AND OTHER SERVICES

G1 Do you regard the police coverage of this village to be

	2002		1995	
1) Good	5	2%	3	1%
2) Reasonable	47	20%	74	28%
3) Poor	145	62%	160	60%
4) No opinion	37	16%	30	11%

G2 What is your opinion of the following services in the village?

	2002				1995			
	Good	OK	Poor	No View	Good	OK	Poor	No View
1) Road maintenance	14%	67%	19%	0%	12%	60%	20%	8%
2) Road cleaning	18%	63%	16%	3%	9%	44%	42%	6%
3) Litter picking	21%	54%	21%	4%	5%	35%	55%	6%
4) Hedge and Verge maintenance	29%	51%	18%	2%	7%	36%	56%	1%
5) Refuse collection	69%	27%	3%	1%	66%	29%	4%	1%
6) Street lighting	22%	57%	21%	0%	17%	40%	41%	1%
7) The provision of litter bins	27%	37%	28%	8%	0%	23%	64%	12%
8) Phone kiosk siting and reliability	14%	35%	17%	34%	10%	32%	35%	23%

There are some notable improvements here with Road Maintenance and Road Cleaning all benefiting from the increased attention paid by the Parish Council to keeping the Highways Department of the County Council informed of all problems. The Clarence helpline is also being used by residents to report problems.

The improvement in litter picking reflects the increased activity of Parish Council volunteers in Operation Spring Clean and the increase in the provision in litter bins. The District Council have not increased their litter picking service to the Village.

The increased attention to verge maintenance has clearly paid off with most residents now being pleased or satisfied by this service.

G3 Would you be prepared to keep certain items separate from your refuse for recycling if a separate collection was made?

- 1) Yes
- 2) No

2002		1995	
211	90%	243	91%
23	10%	24	9%

RETAIL SERVICES AND OTHER FACILITIES

H1 Do you use the following facilities?	2002			1995		
	Often	Some times	Never	Often	Some times	Never
1) Mobile library	N/A	N/A	N/A	0%	3%	97%
2) Village Hall	5%	59%	36%	11%	69%	20%
3) Telephone Kiosk	1%	10%	89%	2%	21%	77%
4) Womens Institute	2%	7%	91%	3%	11%	85%
5) Mums and Toddlers	2%	2%	96%	4%	2%	95%
6) Village Pub	19%	50%	31%	11%	55%	34%
7) Social Club	N/A	N/A	N/A	7%	11%	82%

Note that the mobile library has actually not visited the village since 1999 and the Social Club has closed and been converted into a house.

H2 Do you need help in getting to nearby shops

- 1) Yes
- 2) No

2002		1995	
13	6%	25	9%
221	94%	242	91%

There are now even more cars in the village and fewer households without one.

H2 If a community shop was set up would you use it?

- 1) Often
- 2) Occasionally
- 3) Never

2002		1995	
95	41%	118	44%
128	55%	139	52%
11	5%	11	4%

This level of sustained support for a shop could be a business opportunity for someone, although there was concern that a shop would be an area for youngsters to congregate and cause disruption.

SPORT, SOCIAL AND ENTERTAINMENT

I1 Do you use any of the following facilities outside the village?	2002			1995		
	Often	Some times	Never	Often	Some times	Never
1) Luncheon Club	1%	3%	97%	1%	4%	94%
2) Social Club for over 60's	0%	3%	97%	1%	1%	97%
3) Day Centre	0%	0%	100%	0%	1%	99%
4) Evening Classes	3%	7%	90%	8%	15%	77%
5) Youth Club	0%	0%	100%	1%	2%	97%
6) Sports Clubs or Centres	17%	15%	68%	19%	22%	59%

7) Children's Play Areas	6%	23%	71%	5%	6%	90%
8) Youth Activities (e.g. Cubs/Brownies)	8%	4%	88%	2%	2%	96%

The significant drop in the usage of evening classes since 1995 is notable. The drop is the usage of sports centres is more surprising given the national trend upwards. There has been a significant increase in the numbers using children's play areas outside the village. Some of this can be attributed to local children aged up to 11 and a significant proportion relates to the increasing numbers of grandchildren that residents in the village have. The increase in popularity of cubs and brownies relates to the doubling of the population of children in the 5-10 age range and the success of the Raunds and Higham packs.

I2	How many times a year do you use the village hall?	2002		1995	
1)	More than 10	12	5%	26	10%
2)	Between 6 and 10	15	6%	23	9%
3)	Between 1 and 5	95	41%	122	46%
4)	Less frequently	41	18%	60	22%
5)	Never	71	30%	35	13%

I3	Do you think the village hall is adequate for the needs of the village?	2002		1995	
1)	Yes	143	61%	169	63%
2)	No	45	19%	40	16%
3)	No opinion	46	20%	57	21%

Over 50% of residents still use the Village Hall at least once a year but this number has gone down since 1995. A high percentage of residents still think that the facilities are adequate but in 2002 there were many more suggestions and comments about the facilities and how they could be improved.

Comments

- Not a suitable building - no parking - need purpose modern built facility. (3)
- Yes it's OK but wants the stone capping on the gable end pointing as it is becoming dangerous.
- How long can the present building be maintained at a standard suitable for the village needs? (2)
- It is too small and has a poor layout & badly maintained, badly needs renovation.
- Cold dark, damp and feels unwelcoming
- Not wheelchair friendly
- Main Door needs decorating
- Facilities need to be expanded as a community center (4)

TRANSPORT AND HIGHWAYS

J1	If you have day-time access to a vehicle, what do you use it for:	2002		1995	
1)	Business journeys	85	43%	102	47%
2)	Transport to work	117	59%	135	62%
3)	Transporting children to school/college	44	22%	48	22%
4)	Leisure	161	81%	195	89%
5)	Shopping	166	84%	196	90%

No significant changes in the usage of vehicles

J2 If you are responsible for the vehicle, when not in use where do you usually park it?

- 1) In a garage
- 2) Off the road
- 3) On the road

2002		1995	
69	35%	97	44%
100	51%	96	44%
29	15%	25	12%

There has been a significant drop in the numbers of people using their garage to keep their cars in and a small increase in the numbers of people keeping their car on the road.

J3 How many times a month do you use the school bus service?

- 1) More than 20
- 2) Between 11 and 20
- 3) Between 5 and 10
- 4) Less than 5
- 5) Never

2002		1995	
8	3%	10	4%
1	0%	4	2%
1	0%	2	1%
0	0%	6	3%
224	96%	238	90%

J4 What are your views on the state of pavement repair in the village?

- 1) Good
- 2) Reasonable
- 3) Poor
- 4) No opinion

2002		1995	
10	4%	16	6%
138	59%	146	54%
55	24%	81	30%
31	13%	25	10%

There has been a slight reduction in the numbers of people who are unhappy with the state of the pavements. This reflects the increased attention paid by the Parish Council to reporting problems to Highways as soon as they occur. Unfortunately, Highways budgets are now under too much pressure and many of our requests are not followed through unless there is a serious fault.

Several residents commented that some paths are becoming increasingly narrow as weeds and grass encroach on them. All of the paths in Caldecott and up the B645 need to be sided out to restore them to their original width. The County Council claim to have no budget to carry this out and want to encourage the Parish Council to take on this responsibility at Village expense.

J5 Does the village need more pavements?

- 1) Yes
- 2) No
- 3) No opinion

2002		1995	
82	35%	109	41%
97	41%	94	35%
55	24%	63	24%

There was a reduction in the numbers of people asking for more paths and pavements.

Path to Higham (15); Paths to Bidwell turn (8); Path to Raunds (6); Water Lane Full Length (2); Village Hall to Water Lane junction (4); Water Lane by Barnbrook (2)

J6 Do you think there are any major 'danger-spots' on the roads in the village?

- 1) Yes
- 2) No
- 3) No opinion

2002		1995	
161	68%	179	69%
46	19%	44	17%
29	12%	37	14%

J7 Would you like to see more traffic speed restrictions introduced in the village?

- 1) Yes
- 2) No
- 3) No opinion

2002		1995	
146	62%	146	55%
67	29%	73	28%
21	9%	46	17%

There is clearly more support for further traffic restrictions in the Village with a big majority of residents in favour of this. As in 1995 there were strong views on the dangerous nature of the bends near the pub and outside Cornerhouse Cottages. The problems of entering Disbrowe Court were also highlighted. Both of these entrances were recently reviewed by the Parish Council with Highways. In both cases, the new Highways engineer believed that his predecessors had given poor advice on the siting of these two junctions. The Parish Council offered to pay for mirrors to be installed at both junctions but this was refused on the grounds that it would be a potential distraction and hazard to drivers. In the event of an accident caused by these mirrors, the Parish Council would then be liable for damage.

Many residents commented on the dangerous speeds used by drivers in Water Lane, particularly on the "rat run" through Water Lane to Raunds. A 20 mph zone was requested to cover from Hall Farm House up to the High Street junction of Water Lane.

New speed limits were also requested in Caldecott and the gating scheme planned for the Raunds Road was requested for all entrances of the Village.

J8 Would you like to see more street lighting in the village?

- 1) Yes
- 2) No
- 3) No opinion

2002		1995	
79	34%	145	55%
92	39%	69	26%
63	27%	51	19%

There has been a significant reduction in the numbers of residents wanting more street lighting in the Village, following the big installation programme after the last appraisal.

The key remaining black spots are: Hillside Garages, on the hill up to the Village Hall, at the ford end of Water Lane. Each lamp costs around £600 to install and around £35/annum in maintenance and power costs. We now have 42 lamps, one for each four houses in the Village and street lighting represents around 25% of the Parish Council tax. We can't therefore meet all requests for new lights.

However, from a safety and security perspective there is a strong case for a light by the Hillside garages as this is also a public footpath and a well used shortcut. The costs of installing such a lamp would be over £2,000 because there is no electricity near by. The Parish Council has therefore approached East Northamptonshire Housing, the garage owners, to ask them to undertake the installation. The Parish Council will then take the light onto our register for maintenance and running costs.

All of the concrete lamp posts in the Village are now being inspected for signs of damage and we expect to have to replace at least one a year for the foreseeable future at a cost of £600 a time.

J9 Are facilities for pedestrians and cyclists in the village

- 1) Good
- 2) Reasonable
- 3) Poor
- 4) No opinion

2002		1995	
12	5%	12	5%
141	60%	142	54%
54	23%	92	34%
27	12%	19	7%

This is an interesting result with a significant drop in the concerns of residents. This correlates well with the drop in residents asking for more pavements and paths.

J10 Does the present level of Heavy Goods Vehicle traffic through the village represent a noise/environmental hazard to the village?

- 1) Yes
- 2) No
- 3) No opinion

2002		1995	
86	37%	145	55%
112	48%	88	33%
36	15%	33	12%

J11 Would you accept a significant increase in locally based Heavy Goods Vehicle traffic?

- 1) Yes
- 2) No
- 3) No opinion

2002		1995	
11	5%	21	8%
209	89%	225	85%
14	6%	19	7%

There has been significant reduction in concern about HGV traffic, reflecting the impact of the Raunds and Stanwick by-passes and the A14 which have taken the majority of this traffic out of the Village.

On completion of the A6 by-pass, the position should improve still further. There were still many requests for weight limit restrictions of 17.5 tonnes for non-local traffic. However, the Parish Council has been advised by Highways that this would not be granted until the A6 by-pass has been completed. It is proposed to include this as part of the integrated traffic plan for the village. If this restriction was granted, it would not affect locally based HGVs from Carr Brothers or JST or any other deliveries within the Village. Only three residents expressed specific concerns regarding the HGV delivery traffic of these two local businesses a significant reduction on 1995.

INFORMATION AND COMMUNICATION

K1 Do you think the amount of information available about what's going on in the village is:

- 1) Good
- 2) Reasonable
- 3) Poor
- 4) No opinion

2002		1995	
78	33%	53	20%
118	50%	129	48%
30	13%	67	25%
8	3%	18	7%

K2 How many times a month do you look at a village notice board?

- 1) More than 10
- 2) Between 5 and 10
- 3) Less than 5
- 4) Never

2002		1995	
21	9%	31	12%
74	32%	71	26%
94	40%	108	40%
45	19%	58	22%

Following concerns in 1995 about the level of information on Village issues, a new notice board has been installed at the Village Hall and a news letter has been published twice a year. This has halved the number of residents unhappy with information available. However, there is still clearly a wish for more information. Residents requested more issues of the newsletter and a welcome pack for new residents telling them what is going on. Both of these proposals will be taken forward.

There was also some interest in having this information available by e-mail or on the web as more residents become connected to the internet. The freedom of information act will push the Parish Council down this route anyway by 2005 and so work will begin soon on putting

the appropriate facilities in place.

RELIGION

L1 Do you attend a place of worship

- 1) Often
- 2) Occasionally
- 3) Never

2002		1995	
15	6%	23	9%
79	34%	113	42%
140	60%	130	49%

L2 Is the village church important to you

- 1) For Sunday worship
- 2) For baptisms, weddings and funerals
- 3) As an historic building
- 4) Every village should have one
- 5) As a community facility
- 6) Other (please specify below)

2002		1995	
34	15%	56	21%
97	42%	114	43%
132	57%	172	65%
110	47%	130	49%
89	38%	96	36%
1	0%	7	3%

L3 Would you like to see the role of the church in the village changed or extended e.g. Sunday school, family services?

- 1) Yes
- 2) No
- 3) No opinion

2002		1995	
36	15%	55	21%
53	23%	38	15%
145	62%	165	64%

60% of the Village do not regularly attend a place of Worship and the church is consequently less important to them in this role. Some of those not attending the local church requested a Sunday school, a monthly family service and "low church" services.

LOCAL GOVERNMENT

M1 Would you be prepared to pay a slightly higher Council Tax to meet some of the needs of the village?

- 1) Yes
- 2) No
- 3) No opinion

2002		1995	
106	45%	96	37%
100	43%	132	50%
28	12%	35	13%

M2 Do you think more money should be spent, or less, or about the same as at present on:

- 1) Planting trees and bulbs
- 2) Footpaths
- 3) Traffic calming
- 4) Litters bins

	2002				1995			
	More	Same	Less	No View	More	Same	Less	No View
1) Planting trees and bulbs	21%	63%	5%	11%	50%	35%	4%	12%
2) Footpaths	45%	38%	5%	12%	50%	37%	4%	9%
3) Traffic calming	60%	25%	5%	10%	65%	22%	3%	10%
4) Litters bins	23%	61%	6%	11%	42%	44%	3%	11%

After the last appraisal the Parish Council embarked on a verge bulb planting programme which was well received. There is now less of a will for extra expenditure on new planting but several residents asked for the Parish Council to take control of keeping paths clear from weeds. This has clearly suffered with recent County Council cutbacks. Improved brook cleaning and maintenance was also requested.

Litter bins are clearly now less of an issue but there were requests to improve on verge litter collection on the entrances to the Village where cars throw rubbish from the windows. There

were also requests for dog litter bins from three residents although the siting of these was not specified.

For new expenditure, traffic calming and additional footpath expenditure are clearly top of the list above but there were also several requests for the Parish Council to re-open the investigation of providing improved facilities for children in the Village.

M3 Do you think sufficient publicity is given to planning applications which affect the village?

- 1) Yes
- 2) No
- 3) No opinion

2002		1995	
87	37%	36	14%
99	42%	195	74%
48	21%	33	12%

Following the 1995 appraisal, the Parish Council adopted a policy of visiting all residents nearby any planning application to discuss the plans in detail and seek their opinions. Clearly this has improved the response to this question but there is still much progress to be made if nearly half of the Village are still unhappy with information. The Parish Council will explore ways of improving publicity still further.

GENERAL

N1 How did you come to live in this village?

- 1) Born in village
- 2) Work in area
- 3) Relatives near by
- 4) Love of village life
- 5) Love of country life
- 6) Availability of housing
- 7) Retired to parish
- 8) Marriage
- 9) Came with family
- 10) Other

2002		1995	
15	6%	25	9%
65	28%	87	33%
47	20%	45	17%
89	38%	90	34%
78	34%	121	45%
34	15%	79	30%
7	3%	10	4%
23	10%	17	6%
31	13%	57	21%
3	1%	14	5%

Many more residents took the trouble this time to give detailed comments, these are reproduced on the following pages.

ADDITIONAL COMMENTS

Would having more housing reduce our rates - NO

Would more housing give us more facilities ie schools? NO

So where is the advantage to current residents in having more housing?

However I would like to thank all involved for taking time to compile this questionnaire and asking our opinion – thanks

The village needs positive traffic calming measures taken - speed humps in several roads inside village boundary and a specific playing area for children

This is a lovely village to live in - friendly and supportive. My only concern is the increasing levels of pollution and hazard and noise caused by some motorbikes. It is a serious issue and the only thing likely to drive people away if nothing is seen to be done about it.

Not enough traffic restrictions in play - traffic needs slowing down

Speed restrictions need better enforcement - children are put at risk by not having a safe play area. The collapsing road on Duchy Close is a serious hazard to health and safety. Consideration should be given to an annual volunteers weekend for village based community work

Concern about the noise and speed of motorbikes on B645 - a constant noise on summer weekends all day long

We need a footpath and cycle way to Higham and Raunds

Children should be more accountable for their actions such as vandalism of public amenities such as the salt bin and litter bins with the parents being informed and having to pay the costs.

The Village needs a shop

Motor bikes constitute a nuisance

It's a shame we don't have a shop and it's a shame that the club closed

Chelveston is not the village it used to be. Everyone helped one and other - a very friendly place, something always going on but what is there now?

Water Lane is a 30mph speed limit and the cars speed down this road it is dangerous taking the dog for a walk and taking my grandchildren for a walk. Cats get run over and motorists, some of them, could not care less. Not enough attention is paid to village life.

Can we have wheelie bins in the Village

Field at top of Duchy Close - Can it be landscaped with trees etc but have no houses on it.

Can we encourage broadband internet in the Village

I moved here because the village is still a small quiet village. If more new housing was to be built I think this village would soon lose its appeal to me and I would have to move on.

If we don't protect villages like this there won't be a country way of life anywhere for us or our children.

There will only be small towns, something I think no-one in this village would want. I grew up in Ringstead but too many new houses have swamped the true village and no one knows anyone anymore and the friendly atmosphere has gone. Let's not let that happen here.

It is important that new houses are built in stone, not red brick, this is not a housing estate

Would like to see more done for the young people instead of them hanging round the streets half the night and would like to see road humps down water lane. Some nights it sounds like a race track

Keep up the good work Adrian & Co!

My main points of concern are - a safe play area for the children, we can no longer expect them to play on the roads and the small piece of grass on hillside - traffic calming to ensure the safety of all - a small shop would make a great difference to those who find it difficult to get out, the elderly and those without transport.

We chose to live in Chelveston because we liked the look of the Village. The members of the Parish Council keep it to a high standard and we enjoy living here.

Level Water Lane in the ford area and install a bigger culvert to avoid flooding

Speed ramps in water lane by seating area are needed to stop speeding and we need a children playing sign

The most important features in the village are the rural atmosphere and attractive outlook both would disappear with any major housing development and would nullify the whole purpose of moving here.

My reasons for living in Chelveston and commuting 250 miles each day is that the village is small and relatively unspoilt. More housing will require more services, will increase traffic, noise, pollution etc. I am 100% against this. Chelveston must not become a dormitory village or a housing estate for surrounding towns. If people want to change Chelveston, let them move to where they can find the things that they want. Any changes here would impact the village for 100 years or more.

We need a speed camera to stop people ignoring the signs.

Suggest that a warning "junction" sign be installed at the top of Sawyers Crescent and Britten Close on the Raunds Road

As a new comer it would be helpful to have a potted history of the village/surroundings and last year's Village activities + details of local tradesmen who do odd jobs. A local map with paths, bridleways and fields would be useful and key information about nearest town.

"Most important" play area with attractions for the children, cricket field/sports field and pavilion should be established ASAP to build rapport.

Existing facilitators for socialising are out of date and inadequate. A new modern village amenity centre with off road parking would benefit the whole community where all age groups could engage in all sorts of activities.

We do hope that this will be given consideration by the council. On a final note, thank you to all on the council for work done, but not appreciated by most of us I am sure. It is said that villages are dying, lets all help reverse this attitude.

Need a mirror by Disbrowe Court - it is very dangerous

We've been in the Village for 15 months now and really do enjoy living here, it's nice and peaceful. The village is kept well but I feel it could do with more street lighting. The introduction of a Village shop would be marvelous - perhaps a mobile one?

Good questionnaire - lots of hard work gone into this

We need more of a community. A lot of people work full time and therefore do not get to meet other village members. Perhaps more social functions are required either at the Village Hall or at the pub - e.g. Bonfire Night was a success

Appreciate the commitment of people on the village committees but it does seem to be a selective clique with some members. A big effort needs to be made to get other village members to join in so that it does not become a commuter village.

A village shop cum post office would be beneficial mainly for the elderly who can't get to other centres.

Traffic continues to come through the village at speeds in excess of 30mph. Additional traffic calming measures need to be implemented.

Any development should be sympathetic to the origins of the two villages unlike some recent examples in Caldecott

This questionnaire took 35 mins to complete and the questions were duplicated

To stop the village dying we need to encourage young married couples to settle here and hence need better shopping and affordable housing

The Disbrowe Court signage is a problem

Why no mention of the buses and taxi bus services

Why didn't you check whether the mobile library is still operating, it makes the Parish Council look out of touch with what happens in the village

Pavement in two places on the Church House boundary is very narrow and muddy

More should be done to plant, protect and maintain trees, especially hedgerows

Footpaths across farmland should be kept open and their use for walks encouraged